
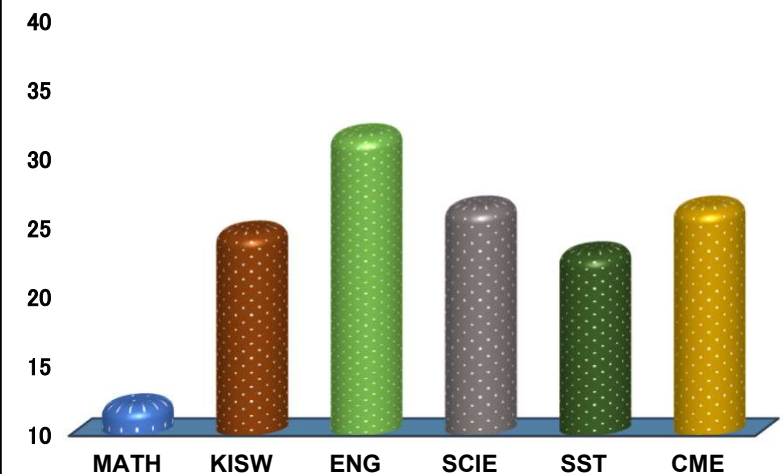
	<h1>STEPPING STONE</h1>	
REGION: MWANZA	SCHOOL AVERAGE: 24.1	DISTRICT: MWANZA
SUBJECT AND GRADE PERFORMANCE ANALYSIS		

SUBJECT RANKING			
ENGLISH	31.6	63%	1
SCIENCE	26.5	53%	2
CIVIC AND MORAL EDUCATION	26.4	53%	3
KISWAHILI	24.6	49%	4
SOCIAL STUDIES	23.1	46%	5
MATHEMATICS	12.1	24%	6



SUBJECT GRADE ANALYSIS					
SUBJECT/GRADE	A	B	C	D	F
MATHEMATICS	0	0	1	4	0
KISWAHILI	0	1	8	0	0
ENGLISH	2	4	3	1	0
SCIENCE	0	3	5	2	0
SOCIAL STUDIES	0	1	6	2	0
CIVIC AND MORAL	0	3	5	1	0

OVERALL GRADE ANALYSIS			
A	0	10	0%
B	1		1%
C	7		9%
D	1		1%
F	1		1%

CHART SUBJECT ANALYSIS



BOYS VS GIRLS PERFORMANCE

	SAT		SAT	TOTAL
	7		3	10
25%		23%		

SEATED	10	100%
ABSENTEES	0	0%
PASSED	8	80%
FAILED	2	20%

NO	NAME	SEX	MATH		KISW		ENG		SCI		SST		CME		TOTAL	AVG	GRADE	POS
1	STANLEY JUSTINE MOSHA	M	21	C	28	C	41	A	40	B	35	B	33	B	198	33.0	B	1
2	RAHMA HAMIDU SAID	F	15	D	27	C	37	B	36	B	29	C	34	B	178	29.7	C	2
3	MAGEGE JOEL KOYA	M	11	D	31	B	34	B	30	C	29	C	30	C	165	27.5	C	3
4	ALFRED SHUKRANI ALFRED	M	16	D	26	C	41	A	28	C	28	C	25	C	164	27.3	C	4
5	MOHAMED SALEH ALI	M	17	D	24	C	37	B	25	C	25	C	29	C	157	26.2	C	5
6	ELIJA JULIUS NGUKA	M	9	E	25	C	39	B	24	C	23	C	27	C	147	24.5	C	6
7	RIDHWAN ABDULRAHMAN	M	10	E	21	C	29	C	31	B	21	C	34	B	146	24.3	C	7
8	JANE PETER MHANGAMWERO	F	8	E	28	C	23	C	24	C	18	D	24	C	125	20.8	C	8
9	NASRIN ABDI SAID	F	9	E	27	C	23	C	15	D	14	D	19	D	107	17.8	D	9
10	MOHAMED ABEID ALLY	M	5	E	9	E	12	D	11	D	9	E	9	E	55	9.2	F	10